

PUBLIC ACT 51, SECTION 18j, MCL 247.668j
Annual Certification of Employee-related
Conditions

CERTIFICATION YEAR 2015

CITY OR VILLAGE NAME Flushing

Beginning September 30, 2015, and annually each September 30 thereafter, certification must be made for compliance to Section 18j(1) of Public Act 51 of 1951, MCL 247.668j(1). A local road agency must certify that it has (a) developed an employee compensation plan for its employees as described OR (b) the local road agency must certify that medical benefits are offered to its employees or elected public officials in compliance with the publicly funded health insurance contribution act, 2011 PA 152, MCL 15.561 to 15.569, or, that it does not offer medical benefits to its employees or elected public officials.

Compliance with (1)(a)
I certify compliance with MCL 247.668j(1)(a).
Our compensation plan for employees meets the minimum criteria of MCL 247.668j (a)(i - iv).

Compliance with (1)(b)
I certify compliance with MCL 247.668J(1)(b), and as such, offer one of the following:

I certify that medical benefits are offered to employees or elected public officials in compliance with the publically funded health insurance contribution act, 2011 PA 152; or

I certify that the local road agency has exempted itself from the publically funded health insurance contribution act, 2011 PA 152; or

I certify that medical benefits are not offered to employees or elected public officials.

www.flushingcity.com

Non-compliance with (1)(a) or (1)(b)
I certify that we are not in compliance with MCL 247.668j(1).
I understand that failure to comply with certification of (a) or (b) of MCL 247.668j(1) may result in the withholding of all or part of the distributions made to this local road agency from the Michigan Transportation Fund.

This form must be signed by the Street Administrator and the Treasurer or Financial Director.

SIGNATURE <i>Brad Barrett</i>		SIGNATURE <i>Kim Lynch</i>	
PRINTED NAME Brad Barrett		PRINTED NAME Kim Lynch	
TITLE City Manager	DATE 08/17/2015	TITLE City Treasurer	DATE <i>8-16-15</i>

Due Each September 30

Return the completed form to:

Michigan Department of Transportation, Financial Operations Division, P.O. Box 30050, Lansing, MI 48909, OR

Email to: MDOT-Outreach@michigan.gov, OR

Fax to: (517) 373-6266

BUDGET REPORT FOR CITY OF FLUSHING
 Fund: 202 MAJOR STREET FUND
 Calculations as of 06/30/2015

GL NUMBER	DESCRIPTION	2014-15 AMENDED BUDGET	2014-15 ACTIVITY THRU 06/30/15	2015-16 ORIGINAL BUDGET	2015-16 ACTIVITY
ESTIMATED REVENUES					
Dept 000					
202-000-579.000	GAS/WEIGHT TAX	381,964	331,745	386,339	28,513
202-000-580.000	METRO ACT REVENUE	12,600		12,000	10,683
202-000-642.000	OTHER SOURCES	26,000	26,704		
202-000-665.000	INTEREST EARNED	100	129	100	
	Totals for dept 000-	420,664	358,578	398,439	39,196
TOTAL ESTIMATED REVENUES		420,664	358,578	398,439	39,196

Calculations as of 06/30/2015

GL NUMBER	DESCRIPTION	2014-15 AMENDED BUDGET	2014-15 ACTIVITY THRU 06/30/15	2015-16 ORIGINAL BUDGET	2015-16 ACTIVITY
APPROPRIATIONS					
Dept 463-ROUTINE MAINTENANCE					
202-463-702.000	SALARIES-WAGES	53,000	49,462	59,536	4,447
202-463-704.000	PART TIME SALARIES	6,500	5,876	7,020	732
202-463-708.000	OVERTIME	2,500	905	3,240	152
202-463-718.000	RETIREMENT	37,996	34,345	42,592	3,749
202-463-719.000	FRINGE BENEFITS	17,230	12,949	11,801	917
202-463-719.100	WORKERS COMPENSATION		629	1,573	
202-463-720.000	FICA TAXES	6,579	4,420	5,339	394
202-463-741.000	OPERATING SUPPLIES	12,000	6,707	14,025	566
202-463-748.000	UNIFORM-LAUNDRY	500	418	500	55
202-463-783.000	TREES	7,000	2,123	7,000	
202-463-818.000	CONTRACTUAL SERVICES	10,000	4,650	10,000	
202-463-947.000	EQUIPMENT RENTAL	43,624	33,719	53,086	10,957
202-463-962.000	SIDEWALKS	12,000	10,718	12,000	
Totals for dept 463-ROUTINE MAINTENANCE		208,929	166,921	227,712	21,969
Dept 474-TRAFFIC SERVICE					
202-474-741.000	OPERATING SUPPLIES	8,500	6,167	8,500	
202-474-818.000	CONTRACTUAL SERVICES	11,500	11,768	12,000	7,178
202-474-819.000	SIGNS	1,000	4	2,000	
Totals for dept 474-TRAFFIC SERVICE		21,000	17,939	22,500	7,178
Dept 479-SNOW AND ICE					
202-479-702.000	SALARIES-WAGES	8,000	6,709	13,417	170
202-479-708.000	OVERTIME	5,000	3,972	8,000	
202-479-718.000	RETIREMENT	4,164	5,559	12,180	145
202-479-719.000	FRINGE BENEFITS	5,000	3,205	1,597	53
202-479-719.100	WORKERS COMPENSATION		629	1,573	
202-479-720.000	FICA TAXES	1,071	774	1,638	12
202-479-741.000	OPERATING SUPPLIES	17,000	15,356	37,024	
202-479-947.000	EQUIPMENT RENTAL	20,000	19,640	37,798	
Totals for dept 479-SNOW AND ICE		60,235	55,844	113,227	380
Dept 483-ADMINISTRATION					
202-483-808.000	AUDIT	2,000	2,000		
202-483-965.203	CONTRIBUTION TO LOCAL	50,000	50,000	35,000	
Totals for dept 483-ADMINISTRATION		52,000	52,000	35,000	
TOTAL APPROPRIATIONS		342,164	292,704	398,439	29,527
NET OF REVENUES/APPROPRIATIONS - FUND 202					
	BEGINNING FUND BALANCE	78,500	65,874		9,669
	ENDING FUND BALANCE	246,359	246,359		
		324,859	312,233		9,669

08/17/2015 11:27 AM
 User: BRADBARRETT
 DB: Flushing
 BUDGET REPORT FOR CITY OF FLUSHING
 Fund: 203 LOCAL STREET FUND
 Calculations as of 06/30/2015

GL NUMBER	DESCRIPTION	2014-15 AMENDED BUDGET	2014-15 ACTIVITY THRU 06/30/15	2015-16 ORIGINAL BUDGET	2015-16 ACTIVITY
ESTIMATED REVENUES					
Dept 000					
203-000-579.000	GAS/WEIGHT TAX	148,647	129,113	150,401	11,097
203-000-580.000	METRO ACT REVENUE	12,000		12,000	10,683
203-000-642.000	OTHER SOURCES	21,000	21,412		
203-000-865.000	INTEREST EARNED	50	52	50	
203-000-676.202	CONTRIBUTION FROM MAJOR	50,000	50,000	35,000	
Totals for dept 000-		231,697	200,577	197,451	21,780
TOTAL ESTIMATED REVENUES					
		231,697	200,577	197,451	21,780

BUDGET REPORT FOR CITY OF FLUSHING
 Fund: 203 LOCAL STREET FUND
 Calculations as of 06/30/2015

GL NUMBER	DESCRIPTION	2014-15 AMENDED BUDGET	2014-15 ACTIVITY THRU 06/30/15	2015-16 ORIGINAL BUDGET	2015-16 ACTIVITY
APPROPRIATIONS					
Dept 463-ROUTINE MAINTENANCE					
203-463-702.000	SALARIES-WAGES	40,000	38,702	39,411	2,682
203-463-704.000	PART TIME SALARIES	7,000	5,756	7,020	732
203-463-708.000	OVERTIME	1,000	56	500	
203-463-718.000	RETIREMENT	21,341	26,585	29,588	2,130
203-463-719.000	FRINGE BENEFITS	9,157	8,792	7,008	419
203-463-719.100	WORKERS COMPENSATION		354	1,573	
203-463-720.000	FICA TAXES	4,284	3,520	3,552	255
203-463-741.000	OPERATING SUPPLIES	6,500	5,781	7,120	
203-463-748.000	UNIFORM-LAUNDRY	500		500	
203-463-783.000	TREES	5,000	3,123	5,000	
203-463-818.000	CONTRACTUAL SERVICES		75		
203-463-947.000	EQUIPMENT RENTAL	30,000	21,358	15,000	7,609
203-463-988.000	SIDEWALKS	12,000	11,218	11,000	
	Totals for dept 463-ROUTINE MAINTENANCE	136,782	125,320	127,272	13,827
Dept 479-SNOW AND ICE					
203-479-702.000	SALARIES-WAGES	5,300	5,256	13,417	170
203-479-708.000	OVERTIME	1,000	918	3,000	
203-479-718.000	RETIREMENT	2,603	3,214	9,336	145
203-479-719.000	FRINGE BENEFITS	3,700	2,020	1,597	53
203-479-719.100	WORKERS COMPENSATION		905	1,573	
203-479-720.000	FICA TAXES	612	448	1,256	12
203-479-741.000	OPERATING SUPPLIES	13,500	10,447	30,000	
203-479-947.000	EQUIPMENT RENTAL	10,000	9,036	10,000	
	Totals for dept 479-SNOW AND ICE	36,715	32,244	70,179	380
Dept 483-ADMINISTRATION					
203-483-808.000	AUDIT	2,000	2,000		
	Totals for dept 483-ADMINISTRATION	2,000	2,000		
TOTAL APPROPRIATIONS					
		175,497	159,564	197,451	14,207
NET OF REVENUES/APPROPRIATIONS - FUND 203					
		56,200	41,013		7,573
	BEGINNING FUND BALANCE	123,511	123,511		
	ENDING FUND BALANCE	179,711	164,524		7,573

**TAMC Finance Dashboard
Expenditures**

Annually, Cities, Villages and County Road Commissions submit financial reports to the Michigan Department of Transportation (MDOT). These financial reports are commonly referred to as "Act 51 Reports" in reference to the law which requires these reports and also establishes funding levels, rules and requirements for public roads in Michigan.

The following charts group the expenditure categories contained in the Act 51 reports over a 7 year period (2007-2013). Expenditures for MDOT, Counties, Cities and Villages are reported according to the definitions established in Section 10c. of Act 51, MCL 247.660c. Construction and Capacity Improvement expenses include new construction and projects that increase the capacity of an existing facility. Preservation expenses as reported by Cities and Villages include all activities that preserve or improve the existing facility including capital preventive treatments, preventive maintenance and routine maintenance. Counties report preservation, maintenance and routine maintenance in separate categories.

Cities and Villages do not report routine maintenance in a separate category. Routine Maintenance expenses for cities and villages as shown in the charts will include only those related to traffic services. When using the statewide totals, please be aware that Preservation will be overstated and Routine Maintenance will be understated due to the way expenses are categorized and reported on the Act 51 reports of Counties vs. Cities and Villages.

To view an expenditure chart, select a year, select the type of agency then select MDOT, City, Village or County Road Commission. Hovering over an expenditure category will display the amount and percent of that expenditure.

Additional information on Act 51 can be found [here](#).

This Dashboard is updated with the latest data on an annual basis typically released in October.

EXPENDITURES




2013

City/Village

Flushing

Expenditures

- Construction & Capacity Improvement (CCI)
- Preservation & Structural Improvement (PSI)
- Routine Maintenance (Routine)
- Winter Maintenance (Winter)
- Trunkline Maintenance (Trunkline)
- Administrative (Admin)
- Other



Total \$423,488.00

TAMC Finance Dashboard
Revenue

Annually, Cities, Villages and County Road Commissions submit financial reports to the Michigan Department of Transportation (MDOT). These financial reports are commonly referred to as "Act 51 Reports" in reference to the law which requires these reports and also establishes funding levels, rules and requirements for public roads in Michigan. Act 51 Reports contain revenue and expenditure information for an agencies street funds only. For a full report of an agencies total revenues and expenses, see their official annual financial report.

The following charts group the revenue categories contained in the Act 51 reports over a 10 year period (2004 - 2013). The revenue used on the following charts is from the annual Act 51 Reports as provided to MDOT.


To view a revenue chart, select a year, select the type of agency then select MDOT, City, Village or County Road Commission. Hovering over an revenue category will display the amount and percent of that expenditure.

Hovering over the legend provides the user with the specific breakdown of how these categories relate back to the Act 51 reports as they are different between counties and cities.

Additional information on Act 51 can be found [here](#).

This Dashboard is updated with the latest data on an annual basis typically released in October.

REVENUE








2013

City/Village


Flushing

Revenue

-  State Sources
-  Federal Sources
-  Contributions from Local Units
-  Other
-  Charges for Services

99.95%

0.05%



Total Revenue And Other Revenue Financing \$547,035.00

TAMC Finance Dashboard
Revenue Trends

Annually, Cities, Villages and County Road Commissions submit financial reports to the Michigan Department of Transportation (MDOT). These financial reports are commonly referred to as "Act 51 Reports" in reference to the law which requires these reports and also establishes funding levels, rules and requirements for public roads in Michigan. A

The following charts group the revenue categories contained in the Act 51 reports over a 10 year period (2004 - 2013).

To view a revenue trends chart, select the type of agency then select MDOT, City, Village or County Road Commission. You can then select a radial dial to see All Revenue bar charts based on dollar amounts or %. You may also select State Sources or Total Revenue to see line graphs for these items. For each selection you can hover over the graph to get specific dollar amounts or percentages.

You may also toggle a year check box in order to remove that data set from the current trend being shown. This functionality can remove outliers or allow a user to focus on a specific time period of interest.

Hovering over the legend provides the user with the specific breakdown of how these categories relate back to the Act 51 reports as they are different between counties and cities.

Additional information on Act 51 can be found [here](#).

This Dashboard is updated with the latest data on an annual basis typically released in October.

REVENUE TRENDS



City/Village

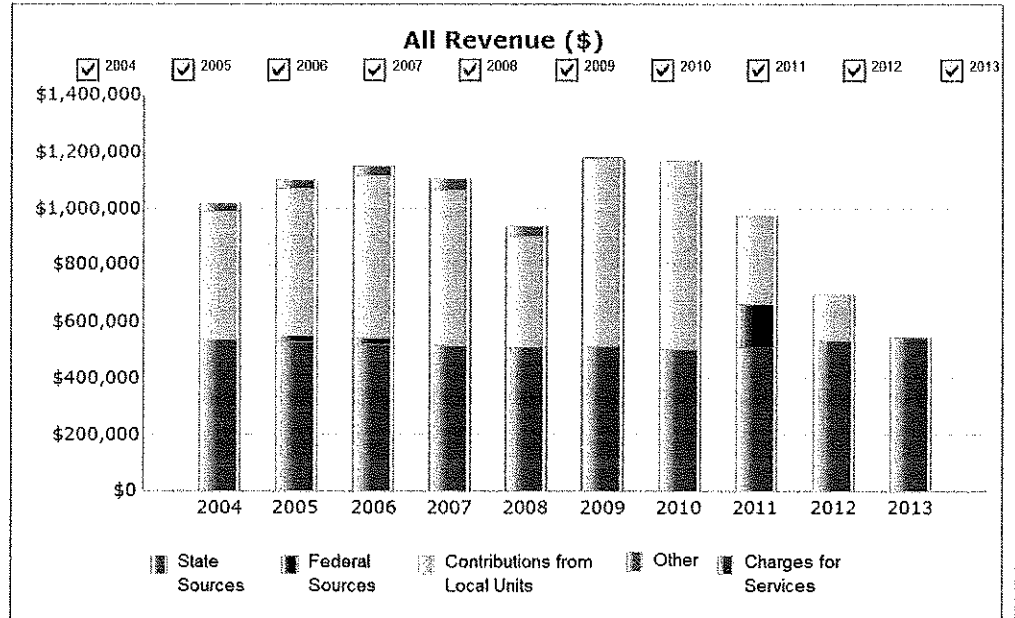
Flushing

All Revenue (\$)

All Revenue (%)

State Sources (\$)

Total Revenue (\$)



City of Flushing, Genesee County, MI
Department of Public Works

Job Classification	Number of Employees	Hourly Wage Rate
Department of Public Works Superintendent	1	\$40.65
Department of Public Works Assistant Superintendent	1	\$33.10
Unionized Work Force under AFSCME		
8 to 15 years of service	4	\$25.40
15+ years of service	2	\$26.26
Temporary Seasonal Worker	1	\$12.00
Temporary Seasonal Worker	1	\$10.00

Contact information for the City of Flushing:

Brad Barrett, city manager

administration@flushingcity.com

810-659-3130 (phone)