

**PUBLIC ACT 51, SECTION 18j, MCL 247.668j**  
**Annual Certification of Employee-related**  
**Conditions**

CERTIFICATION YEAR 2018

CITY OR VILLAGE NAME City of Flushing

Beginning September 30, 2015, and annually each September 30 thereafter, certification must be made for compliance to Section 18j(1) of Public Act 51 of 1951, MCL 247.668j(1). A local road agency must certify that it has (a) developed an employee compensation plan for its employees as described OR (b) the local road agency must certify that medical benefits are offered to its employees or elected public officials in compliance with the publicly funded health insurance contribution act, 2011 PA 152, MCL 15.561 to 15.569, or, that it does not offer medical benefits to its employees or elected public officials.

Compliance with (1)(a)  
I certify compliance with MCL 247.668j(1)(a).  
Our compensation plan for employees meets the minimum criteria of MCL 247.668j (a)(i - iv).

Compliance with (1)(b)  
I certify compliance with MCL 247.668j(1)(b), and as such, offer one of the following:

I certify that medical benefits are offered to employees or elected public officials in compliance with the publically funded health insurance contribution act, 2011 PA 152; or

I certify that the local road agency has exempted itself from the publically funded health insurance contribution act, 2011 PA 152; or

I certify that medical benefits are not offered to employees or elected public officials.

Non-compliance with (1)(a) or (1)(b)  
I certify that we are not in compliance with MCL 247.668j(1).  
I understand that failure to comply with certification of (a) or (b) of MCL 247.668j(1) may result in the withholding of all or part of the distributions made to this local road agency from the Michigan Transportation Fund.

This form must be signed by the Street Administrator and the Treasurer or Financial Director.

|                               |                   |                                 |                   |
|-------------------------------|-------------------|---------------------------------|-------------------|
| SIGNATURE <i>Brad Barrett</i> |                   | SIGNATURE <i>Kimberly Lynch</i> |                   |
| PRINTED NAME<br>BRAD BARRETT  |                   | PRINTED NAME<br>KIMBERLY LYNCH  |                   |
| TITLE<br>CITY MANAGER         | DATE<br>8/21/2018 | TITLE<br>CITY TREASURER         | DATE<br>8/21/2018 |

**Due Each September 30**

Return the completed form to:

Michigan Department of Transportation, Financial Operations Division, P.O. Box 30050, Lansing, MI 48909, OR

Email to: [MDOT-Outreach@michigan.gov](mailto:MDOT-Outreach@michigan.gov), OR

Fax to: (517) 373-6266

City of Flushing, Genesee County, MI  
Department of Public Works

| <b>Job Classification</b>                     | <b>Number of Employees</b> | <b>Hourly Wage Rate</b> |
|---|----------------------------|-------------------------|
| Department of Public Works Director           | 1                          | \$33.65                 |
| Department of Public Works Assistant Director | 1                          | \$30.00                 |
| Unionized Work Force under AFSCME             |                            |                         |
| 8 to 15 years of service                      | 1                          | \$26.32                 |
| 15+ years of service                          | 2                          | \$27.22                 |
| Hired after July 1, 2017                      | 2                          | \$17.96                 |
| Temporary Seasonal Worker                     | 1                          | \$10.00                 |
| Temporary Seasonal Worker                     | 1                          | \$10.00                 |

Contact information for the City of Flushing:  
Brad Barrett, city manager  
[administration@flushingcity.com](mailto:administration@flushingcity.com)  
810-659-3130 (phone)

| GL NUMBER                                   | DESCRIPTION                       | 2017-18<br>AMENDED BUDGET | YTD BALANCE<br>06/30/2018 | ACTIVITY FOR<br>MONTH<br>06/30/2018 | AVAILABLE<br>BALANCE | %<br>BDGT<br>USED |
|---|-----------------------------------|---------------------------|---------------------------|-------------------------------------|----------------------|-------------------|
| <b>Fund 203 - LOCAL STREET FUND</b>         |                                   |                           |                           |                                     |                      |                   |
| <b>Revenues</b>                             |                                   |                           |                           |                                     |                      |                   |
| Dept 000                                    |                                   |                           |                           |                                     |                      |                   |
| 203-000-579.000                             | GAS/WEIGHT TAX                    | 201,534.00                | 223,339.10                | 56,208.94                           | (21,805.10)          | 110.82            |
| 203-000-580.000                             | METRO ACT REVENUE                 | 14,178.00                 | 14,177.77                 | 14,177.77                           | 0.23                 | 100.00            |
| 203-000-642.000                             | OTHER SOURCES                     | 58,549.00                 | 58,549.39                 | 0.00                                | (0.39)               | 100.00            |
| 203-000-665.000                             | INTEREST EARNED                   | 100.00                    | 90.57                     | 17.78                               | 9.43                 | 90.57             |
| 203-000-676.202                             | CONTRIBUTION FROM MAJOR           | 50,000.00                 | 50,000.00                 | 50,000.00                           | 0.00                 | 100.00            |
| 203-000-676.402                             | TRANSFER FROM CAPITAL IMPROVEMENT | 0.00                      | 0.00                      | 0.00                                | 0.00                 | 0.00              |
| <b>Total Dept 000</b>                       |                                   | <b>324,361.00</b>         | <b>346,156.83</b>         | <b>120,404.49</b>                   | <b>(21,795.83)</b>   | <b>106.72</b>     |
| <b>TOTAL REVENUES</b>                       |                                   | <b>324,361.00</b>         | <b>346,156.83</b>         | <b>120,404.49</b>                   | <b>(21,795.83)</b>   | <b>106.72</b>     |
| <b>Expenditures</b>                         |                                   |                           |                           |                                     |                      |                   |
| Dept 463 - ROUTINE MAINTENANCE              |                                   |                           |                           |                                     |                      |                   |
| 203-463-702.000                             | SALARIES-WAGES                    | 25,822.00                 | 14,352.27                 | 2,350.19                            | 11,469.73            | 55.58             |
| 203-463-703.000                             | SALARIES                          | 30,921.00                 | 27,625.00                 | 27,625.00                           | 3,296.00             | 89.34             |
| 203-463-704.000                             | PART TIME SALARIES                | 5,020.00                  | 3,262.81                  | 1,149.67                            | 1,757.19             | 65.00             |
| 203-463-708.000                             | OVERTIME                          | 820.00                    | 836.42                    | 261.29                              | (16.42)              | 102.00            |
| 203-463-718.000                             | RETIREMENT                        | 23,883.00                 | 22,628.80                 | 3,959.40                            | 1,254.20             | 94.75             |
| 203-463-718.100                             | RETIREE HEALTH CARE (OPEB)        | 2,475.00                  | 822.35                    | 670.44                              | 1,652.65             | 33.23             |
| 203-463-719.000                             | FRINGE BENEFITS                   | 17,378.00                 | 7,558.01                  | 3,776.56                            | 9,819.99             | 43.49             |
| 203-463-719.100                             | WORKERS COMPENSATION              | 3,000.00                  | 2,709.41                  | 0.00                                | 290.59               | 90.31             |
| 203-463-720.000                             | FICA TAXES                        | 4,765.00                  | 3,421.56                  | 2,329.74                            | 1,343.44             | 71.81             |
| 203-463-741.000                             | OPERATING SUPPLIES                | 6,700.00                  | 6,380.18                  | 39.15                               | 319.82               | 95.23             |
| 203-463-748.000                             | UNIFORM-LAUNDRY                   | 700.00                    | 202.40                    | 0.00                                | 497.60               | 28.91             |
| 203-463-783.000                             | TREES                             | 6,000.00                  | 4,687.62                  | 3,000.00                            | 1,312.38             | 78.13             |
| 203-463-818.000                             | CONTRACTUAL SERVICES              | 0.00                      | 0.00                      | 0.00                                | 0.00                 | 0.00              |
| 203-463-820.000                             | ENGINEERING                       | 0.00                      | 0.00                      | 0.00                                | 0.00                 | 0.00              |
| 203-463-822.000                             | SIDEWALKS                         | 0.00                      | 0.00                      | 0.00                                | 0.00                 | 0.00              |
| 203-463-947.000                             | EQUIPMENT RENTAL                  | 28,918.00                 | 26,328.89                 | 5,248.58                            | 2,588.11             | 91.05             |
| 203-463-963.000                             | STREET RECONSTRUCTION             | 0.00                      | 0.00                      | 0.00                                | 0.00                 | 0.00              |
| 203-463-987.000                             | MORRISH ROAD CULVERT              | 0.00                      | 0.00                      | 0.00                                | 0.00                 | 0.00              |
| 203-463-988.000                             | SIDEWALKS                         | 12,300.00                 | 12,285.50                 | 0.00                                | 14.50                | 99.88             |
| <b>Total Dept 463 - ROUTINE MAINTENANCE</b> |                                   | <b>168,702.00</b>         | <b>133,102.22</b>         | <b>50,410.02</b>                    | <b>35,599.78</b>     | <b>78.90</b>      |
| Dept 479 - SNOW AND ICE                     |                                   |                           |                           |                                     |                      |                   |
| 203-479-702.000                             | SALARIES-WAGES                    | 5,000.00                  | 4,881.04                  | 0.00                                | 118.96               | 97.62             |
| 203-479-703.000                             | SALARIES                          | 0.00                      | 0.00                      | 0.00                                | 0.00                 | 0.00              |
| 203-479-708.000                             | OVERTIME                          | 5,450.00                  | 5,435.08                  | 0.00                                | 14.92                | 99.73             |
| 203-479-718.000                             | RETIREMENT                        | 4,248.00                  | 4,422.53                  | 352.58                              | (174.53)             | 104.11            |
| 203-479-718.100                             | RETIREE HEALTH CARE (OPEB)        | 50.00                     | 47.25                     | 0.00                                | 2.75                 | 94.50             |
| 203-479-719.000                             | FRINGE BENEFITS                   | 4,107.00                  | 629.92                    | 0.00                                | 3,477.08             | 15.34             |
| 203-479-719.100                             | WORKERS COMPENSATION              | 3,000.00                  | 2,709.41                  | 0.00                                | 290.59               | 90.31             |
| 203-479-720.000                             | FICA TAXES                        | 800.00                    | 762.30                    | 0.00                                | 37.70                | 95.29             |
| 203-479-741.000                             | OPERATING SUPPLIES                | 25,000.00                 | 21,453.14                 | 0.00                                | 3,546.86             | 85.81             |
| 203-479-947.000                             | EQUIPMENT RENTAL                  | 13,345.00                 | 13,345.07                 | 0.00                                | (0.07)               | 100.00            |
| <b>Total Dept 479 - SNOW AND ICE</b>        |                                   | <b>61,000.00</b>          | <b>53,685.74</b>          | <b>352.58</b>                       | <b>7,314.26</b>      | <b>88.01</b>      |
| Dept 483 - ADMINISTRATION                   |                                   |                           |                           |                                     |                      |                   |
| 203-483-702.000                             | SALARIES-WAGES                    | 0.00                      | 2,017.00                  | (24,019.72)                         | (2,017.00)           | 100.00            |

| GL NUMBER                       | DESCRIPTION                | 2017-18<br>AMENDED BUDGET | YTD BALANCE<br>06/30/2018 | ACTIVITY FOR<br>MONTH<br>06/30/2018 | AVAILABLE<br>BALANCE | % BDT<br>USED |
|---------------------------------|----------------------------|---------------------------|---------------------------|-------------------------------------|----------------------|---------------|
| Fund 203 - LOCAL STREET FUND    |                            |                           |                           |                                     |                      |               |
| Expenditures                    |                            |                           |                           |                                     |                      |               |
| 203-483-718.000                 | RETIREMENT                 | 0.00                      | 161.34                    | (1,921.57)                          | (161.34)             | 100.00        |
| 203-483-718.100                 | RETIREE HEALTH CARE (OPEB) | 0.00                      | 51.37                     | (506.85)                            | (51.37)              | 100.00        |
| 203-483-719.000                 | FRINGE BENEFITS            | 0.00                      | 116.75                    | (3,245.91)                          | (116.75)             | 100.00        |
| 203-483-720.000                 | FICA TAXES                 | 0.00                      | 149.93                    | (1,795.59)                          | (149.93)             | 100.00        |
| 203-483-808.000                 | AUDIT                      | 0.00                      | 0.00                      | 0.00                                | 0.00                 | 0.00          |
| 203-483-993.000                 | TRANSFER BOND DEBT         | 0.00                      | 0.00                      | 0.00                                | 0.00                 | 0.00          |
| Total Dept 483 - ADMINISTRATION |                            | 0.00                      | 2,496.39                  | (31,489.64)                         | (2,496.39)           | 100.00        |
| TOTAL EXPENDITURES              |                            | 229,702.00                | 189,284.35                | 19,272.96                           | 40,417.65            | 82.40         |
| Fund 203 - LOCAL STREET FUND:   |                            |                           |                           |                                     |                      |               |
| TOTAL REVENUES                  |                            | 324,361.00                | 346,156.83                | 120,404.49                          | (21,795.83)          | 106.72        |
| TOTAL EXPENDITURES              |                            | 229,702.00                | 189,284.35                | 19,272.96                           | 40,417.65            | 82.40         |
| NET OF REVENUES & EXPENDITURES  |                            | 94,659.00                 | 156,872.48                | 101,131.53                          | (62,213.48)          | 165.72        |
| TOTAL REVENUES - ALL FUNDS      |                            |                           |                           |                                     |                      |               |
| TOTAL EXPENDITURES - ALL FUNDS  |                            | 857,203.00                | 935,256.49                | 279,262.93                          | (78,053.49)          | 109.11        |
| NET OF REVENUES & EXPENDITURES  |                            | 901,124.00                | 555,535.26                | 103,903.50                          | 345,588.74           | 61.65         |
| NET OF REVENUES & EXPENDITURES  |                            | (43,921.00)               | 379,721.23                | 175,359.43                          | (423,642.23)         | 864.56        |

# EXPENDITURES

[View Details](#)

## Filters and Options

Year

2016

Geographic Area

City/Village

Name

Flushing

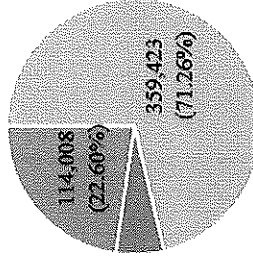
## Download Options

Save chart as an image

Download data for current chart

Expenditures  
City/Village - Flushing, 2016

PSI 
 Routine Maintenance 
 Winter Maintenance 
 Trunkline Maintenance 
 Administrative 
 Other



Total Expenditures: \$504,350.00

## Report Details

Name: Flushing

Year: 2016

| Legend Category                             | Value        | Percent |
|---|--------------|---------|
| Construction & Capacity Improvement CCI     | \$0.00       | 0%      |
| Preservation & Structural Improvement (PSI) | \$359,423.00 | 71.26%  |
| Routine Maintenance                         | \$30,919.00  | 6.13%   |
| Winter Maintenance (Routine)                | \$114,008.00 | 22.6%   |
| Trunkline Maintenance (Trunkline)           | \$0.00       | 0%      |
| Administrative (Admin)                      | \$0.00       | 0%      |
| Other                                       | \$0.00       | 0%      |

# REVENUE

[View Details](#)

## Filters and Options

| Year | Geographic Area | Name     |
|------|-----------------|----------|
| 2016 | City/Millage    | Flushing |


## Download Options

Save chart as an image

Download data for current chart

Revenue  
City/Millage - Flushing, 2016

State Sources  
 Federal Sources  
 Contributions from local units  
 Other  
 Charges for services



Total Revenue And Other Revenue Financing: \$694,491.00

## Report Details

Name: Flushing

Year: 2016

| Legend | Category                       | Value        | Percent |
|--------|--------------------------------|--------------|---------|
|        | State Sources                  | \$693,777.00 | 99.9%   |
|        | Federal Sources                | \$0.00       | 0%      |
|        | Contributions From Local Units | \$0.00       | 0%      |
|        | Other                          | \$714.00     | 0.1%    |
|        | Charges For Services           | \$0.00       | 0%      |



# REVENUE TRENDS

[View Details](#)

## Filters and Options

### Geographic Area

City/Village

### Name

Flushing

## Display Report Values As

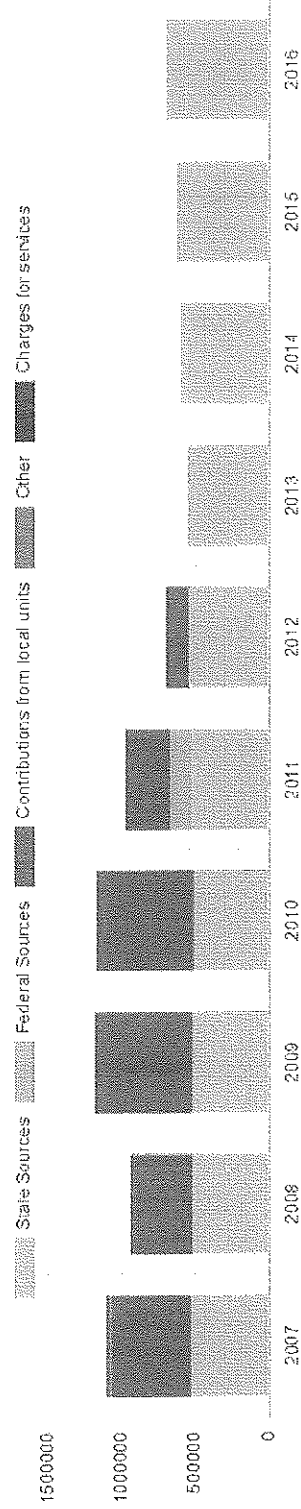
Revenue in Dollars

## Download Options

Save chart as an image

Download data for current chart

Revenue Trends  
City/Village - Flushing, Revenue in Dollars



*Click on a chart legend to toggle visibility*

## Report Details

**Name:** City/Village - Revenue in      **Area:** Flushing      **Year:** 2016

Dollars

### State Sources

| <b>Fiscal Year</b> | <b>Value</b> | <b>Percent</b> |
|--------------------|--------------|----------------|
| 2007               | \$516,381.00 | 46.75%         |
| 2008               | \$509,187.00 | 54.24%         |
| 2009               | \$513,002.00 | 43.55%         |
| 2010               | \$504,670.00 | 43.18%         |
| 2011               | \$510,380.00 | 52.48%         |
| 2012               | \$535,456.00 | 76.87%         |
| 2013               | \$546,786.00 | 99.95%         |
| 2014               | \$594,589.00 | 99.97%         |
| 2015               | \$618,311.00 | 99.97%         |
| 2016               | \$693,777.00 | 99.9%          |

### Federal Sources

| <b>Fiscal Year</b> | <b>Value</b> | <b>Percent</b> |
|--------------------|--------------|----------------|
| 2007               | \$0.00       | 0%             |
| 2008               | \$0.00       | 0%             |
| 2009               | \$0.00       | 0%             |
| 2010               | \$0.00       | 0%             |
| 2011               | \$152,280.00 | 15.66%         |
| 2012               | \$0.00       | 0%             |
| 2013               | \$0.00       | 0%             |
| 2014               | \$0.00       | 0%             |
| 2015               | \$0.00       | 0%             |
| 2016               | \$0.00       | 0%             |

## Contributions From Local Units

| <b>Fiscal Year</b> | <b>Value</b> | <b>Percent</b> |
|--------------------|--------------|----------------|
| 2007               | \$548,861.00 | 49.69%         |
| 2008               | \$393,308.00 | 41.9%          |
| 2009               | \$663,368.00 | 56.31%         |

| <b>Fiscal Year</b> | <b>Value</b> | <b>Percent</b> |
|--------------------|--------------|----------------|
| 2010               | \$663,368.00 | 56.76%         |
| 2011               | \$309,665.00 | 31.84%         |
| 2012               | \$160,938.00 | 23.1%          |
| 2013               | \$0.00       | 0%             |
| 2014               | \$0.00       | 0%             |
| 2015               | \$0.00       | 0%             |
| 2016               | \$0.00       | 0%             |

## Other Sources

| <b>Fiscal Year</b> | <b>Value</b> | <b>Percent</b> |
|--------------------|--------------|----------------|
| 2007               | \$39,227.00  | 3.55%          |
| 2008               | \$36,210.00  | 3.86%          |
| 2009               | \$1,653.00   | 0.14%          |
| 2010               | \$633.00     | 0.05%          |
| 2011               | \$151.00     | 0.02%          |
| 2012               | \$160.00     | 0.02%          |

| Fiscal Year | Value    | Percent |
|-------------|----------|---------|
| 2013        | \$249.00 | 0.05%   |
| 2014        | \$172.00 | 0.03%   |
| 2015        | \$183.00 | 0.03%   |
| 2016        | \$714.00 | 0.1%    |

## Charges For Services

| Fiscal Year | Value  | Percent |
|-------------|--------|---------|
| 2007        | \$0.00 | 0%      |
| 2008        | \$0.00 | 0%      |
| 2009        | \$0.00 | 0%      |
| 2010        | \$0.00 | 0%      |
| 2011        | \$0.00 | 0%      |
| 2012        | \$0.00 | 0%      |
| 2013        | \$0.00 | 0%      |
| 2014        | \$0.00 | 0%      |
| 2015        | \$0.00 | 0%      |

| Fiscal Year | Value  | Percent |
|-------------|--------|---------|
| 2016        | \$0.00 | 0%      |